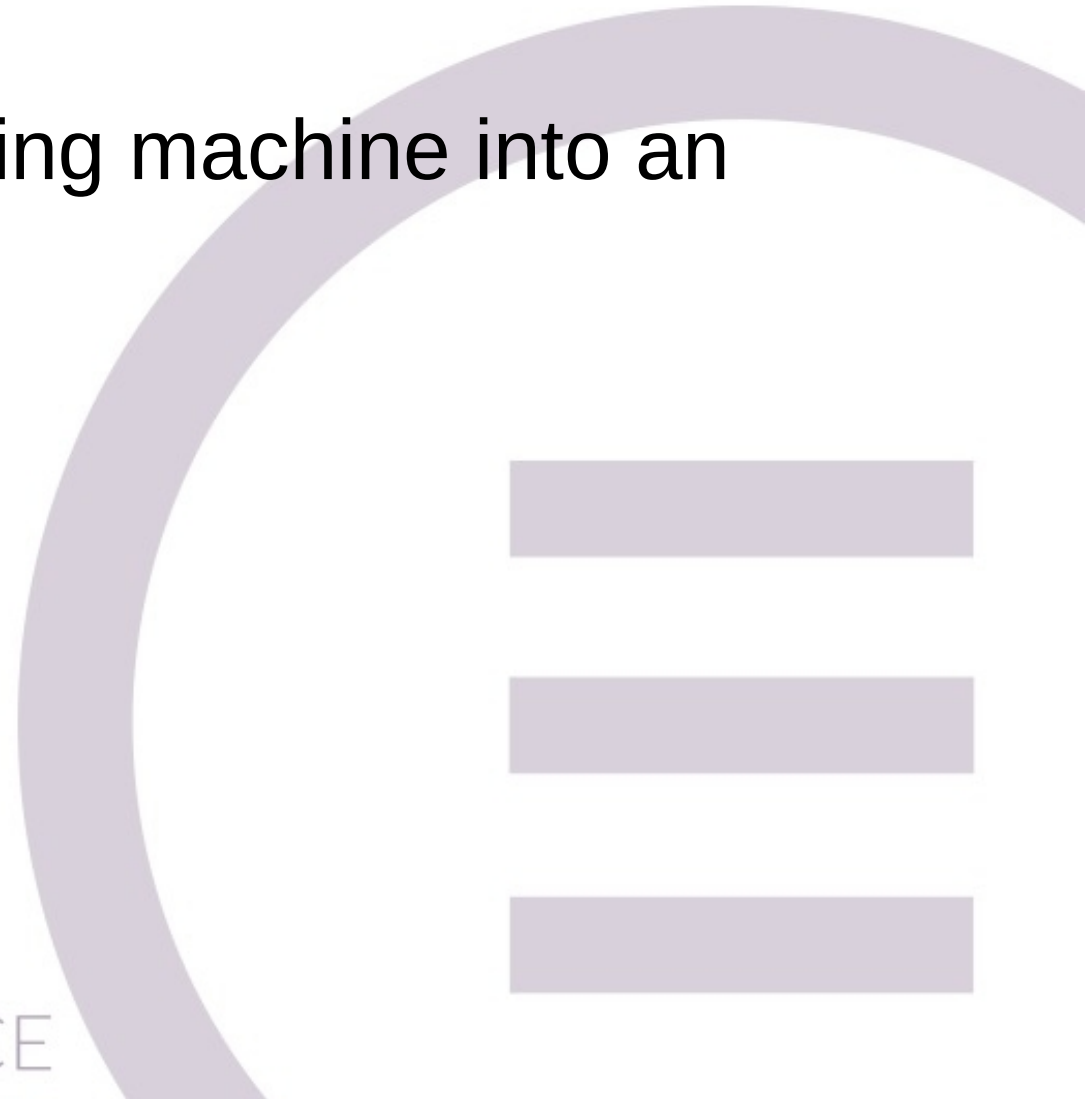


Opensource Embroidery machine




Motivations

- Upgrade a cheap sewing machine into an embroidery machine



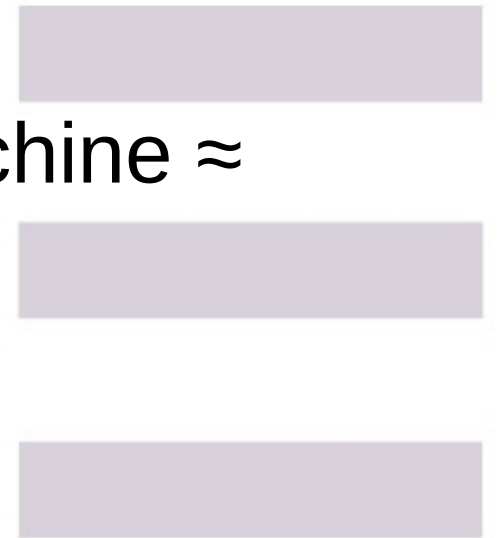
Motivations

- Upgrade a cheap sewing machine into an embroidery machine
- Make it accessible (cheap, simple, non invasive)



Motivations

- Upgrade a cheap sewing machine into an embroidery machine
- Make it accessible (cheap, simple, non invasive)
- Starter price for an embroidery machine \approx 1000€



Motivations

- Upgrade a cheap sewing machine into an embroidery machine
- Make it accessible (cheap, simple, non invasive)
- Starter price for an embroidery machine \approx 1000€
- Starter price for a sewing machine \approx 100€




State of the art

- Some open solutions for knitting, few for sewing



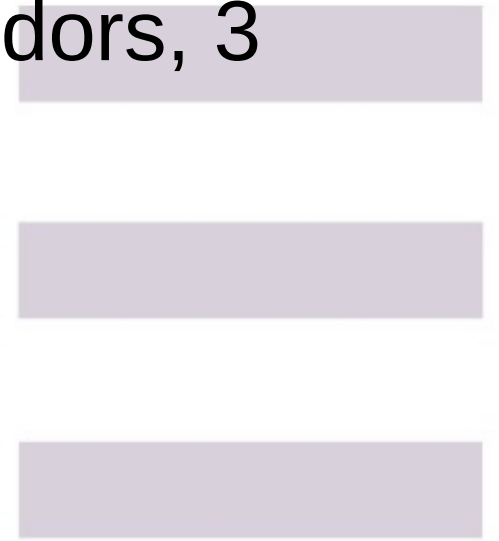
State of the art

- Some open solutions for knitting, few for sewing
- 6 diy embroiderer, 2 documented



State of the art

- Some open solutions for knitting, few for sewing
- 6 diy embroiderer, 2 documented
- Lots of softwares from machine vendors, 3 opensource



Sewing machine



≠

Embroidery machine




Sewing machine



Embroidery machine



≠



XY table



Needle position sensor



Speed control


Sewing machine



Embroidery machine



≠



XY table ✓




Needle position sensor ✓



Speed control

✗

Software




OpenEmbroider


To create stitches paths and control the embroidery hardware (with an independent driving library)

Electrolab::HACKERSPACE

Results



Results



Conclusion

Come to see us at the french embassy

demo at 8pm

